



# SHORT DURATION CORPORATE BONDS



CINCINNATI ASSET MANAGEMENT

## FIRM AND INVESTMENT PROCESS OVERVIEW

Cincinnati Asset Management (CAM) was established in 1989 to build and manage high performance fixed income portfolios for individuals and institutions. Our approach stresses preservation of capital, diversification and high investment income.

CAM follows a conservative “bottom-up value” investment discipline that seeks out companies that are currently out of favor with investors, but poised to improve. The primary focus is preservation of capital with a secondary, but extremely important, emphasis on total return. Our portfolios are not managed to a benchmark from a portfolio construction perspective, but do look to outperform respective benchmarks over a full market cycle with less volatility. We do not utilize interest rate anticipation tactics. We look to minimize the impact of macro-economic factors, such as interest rate risk, from the investment process by employing defensive maturity structure within the portfolio.

## STRATEGY OVERVIEW

The strategy is designed for investors interested in a shorter maturity profile which blends a fixed allocation of **50% Investment Grade and 50% High Yield** in one portfolio.

The objective is to provide a **diversified approach** to the corporate bond market that can perform in various environments within the context of a duration target of 3.

A **bottom-up approach** identifies investment opportunities that represent the most attractive value with strong prospects for consistent income and growth.

**Liquidity and safety are enhanced** by investing only in bonds with an initial issue size generally in excess of \$100,000,000.

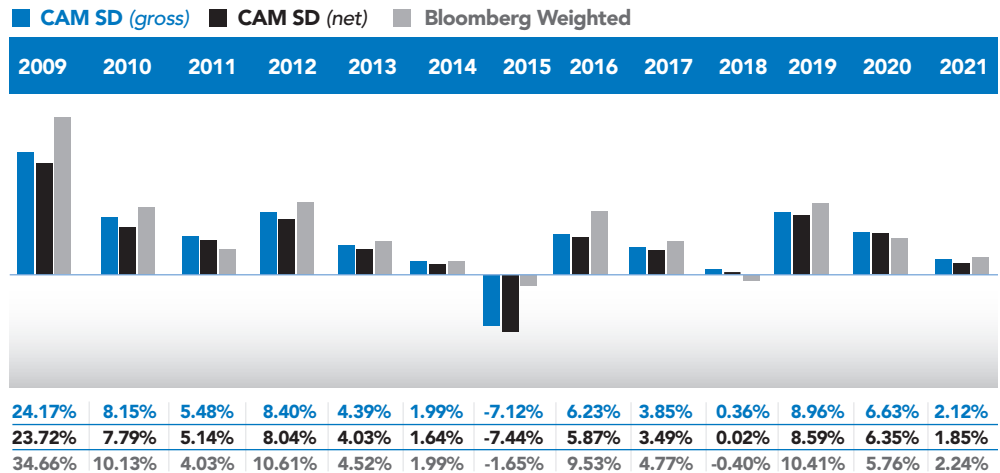
The portfolio is **diversified** across 20 – 30 equal weighted issues and generally limited to a maximum of 15% per industry group.

## ANNUALIZED RETURNS FOR THE PERIODS ENDED 6/30/22

	YTD	1 Yr	3 Yrs	5 Yrs	10 Yrs	Inception*
CAM Gross	-9.01%	-8.58%	0.71%	1.81%	2.09%	3.64%
CAM Net of Fees	-9.13%	-8.82%	0.43%	1.51%	1.77%	3.28%
Weighted Bloomberg Index <sup>1</sup>	-9.63%	-9.25%	0.20%	1.74%	3.13%	4.66%

\*Inception 06/01/2004 <sup>1</sup>50% Bloomberg US Corporate 1-5 Year & 50% Bloomberg Intermediate US Corporate High Yield Index

## CALENDAR YEAR RETURNS (GROSS)



## PORTFOLIO RISK STATISTICS FOR PERIODS ENDED 6/30/22

	3 Yrs	5 Yrs	10 Yrs	Inception*
Standard Deviation CAM SD	6.70%	5.50%	4.68%	5.51%
Standard Deviation Weighted Bloomberg Index	7.93%	6.65%	5.24%	6.54%
Sharpe Ratio CAM SD	0.01	0.13	0.31	0.42
Sharpe Ratio Weighted Bloomberg Index	-0.05	0.09	0.47	0.51

\*Inception 06/01/2004

Cincinnati Asset Management, Inc., (“CAM”) was established in 1989 as a registered investment adviser with the United States Securities and Exchange Commission specializing in U.S. dollar denominated fixed income investments. CAM is an independent privately held corporation. CAM claims compliance with the Global Investment Performance Standards (GIPS®). Please contact us at the number referenced herein to obtain a GIPS Report or a list of composite descriptions. Performance examinations were conducted on the High Yield composite for the period April 1, 1989 through December 31, 2021, Investment Grade composite for the period January 1, 1993 through December 31, 2021 and Short Duration composite for the period June 1, 2004 through December 31, 2021. The Broad Market composite has been examined for the period January 1, 2007 through December 31, 2021. The Short Duration – Investment Grade composite has been examined for the period December 1, 2008 through December 31, 2021. The ESG Aware Investment Grade composite and the ESG Leaders Investment Grade composite have been examined for the period January 1, 2020 through December 31, 2021. Copies of the verification reports are available upon request.

GIPS® is a registered trademark of CFA Institute. CFA Institute does not endorse or promote this organization, nor does it warrant the accuracy or quality of the content contained herein.

The High Yield composite includes investments with credit ratings which average Ba3 with average maturity of four to eight years. The Investment Grade composite includes investments in fixed income securities with credit ratings averaging A3 with at least one investment grade credit rating and an average maturity of five to ten years. The Short Duration composite includes investments in fixed income securities with credit ratings averaging Baa3 and a target duration of three years. The Broad Market composite includes investments in fixed income securities with credit ratings averaging Baa2, an average duration between five and six years and an average maturity of seven to nine years. The Short Duration-Investment Grade composite includes investments in fixed income securities with credit ratings averaging A2 with at least one investment grade credit rating and an average maturity of two to four years. The ESG Aware Investment Grade composite includes investments in fixed income securities with credit ratings averaging A3 with at least one investment grade credit rating and an average maturity of five to ten years. The ESG Leaders Investment Grade composite includes investments in fixed income securities with credit ratings averaging BAA with at least one investment grade credit rating and an average maturity of five to ten years.

The Adviser’s investment performance data conform to the following standards since inception:

- The composites consist of all discretionary portfolios in each respective style under management, including all securities and cash held in the portfolios, appropriately weighted for the size of the portfolios. All portfolios are included after three months under management or upon reaching 65% invested by CAM, whichever occurs first.
- Returns are calculated monthly in U.S. dollars and include reinvestment of dividends and interest.
- Gross of fees performance results include all transaction costs and exclude management fees. When performance is compared to Lipper mutual fund averages gross performance net of CAM’s management fees is used.
- For the period from April 1, 1989 through 1992, the High Yield composite includes all assets of all accounts that meet the above criteria, except that not all accounts were added to the composite by the beginning of the third full reporting period for which the account was under management. In addition, prior to 1990 certain diversification requirements were not met.

The indices shown for comparative purposes are based on or derived from information generally available to the public from sources believed to be reliable. No representation is made to their accuracy or completeness.

“Gross Yield Comparisons”: CAM yields are for client account purchases over the last thirty days, gross before the impact of fees or expenses.

**Past performance should not be taken as an indication of future results. High Yield bonds may not be suitable investments for all individuals. This presentation is for informational purposes and is not an offer to solicit the purchase or sale of securities.**



## PORTFOLIO STATISTICS AS OF 6/30/22

Average Maturity	<b>4.00 yrs.</b>
Duration	<b>3.40</b>
Coupon	<b>3.84%</b>
Yield to Maturity	<b>6.09%</b>
Current Yield	<b>4.18%</b>
Target Diversification	<b>25-30 issues</b>
Average Credit Target	<b>Baa3</b>

## CREDIT QUALITY DISTRIBUTION\*

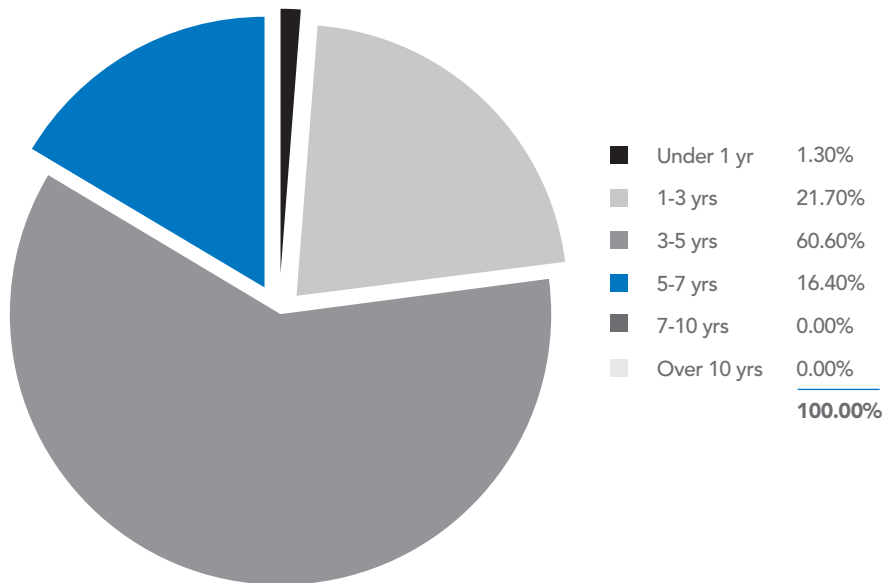
Aaa	<b>0.90%</b>
Aa	<b>6.00%</b>
A	<b>31.20%</b>
Baa	<b>18.30%</b>
Ba	<b>15.50%</b>
B	<b>27.10%</b>
Caa	<b>0.00%</b>
Ca	<b>0.00%</b>
<C	<b>0.00%</b>
NR	<b>1.00%</b>
	<b>100.00%</b>

\*Moody's Rating Organization

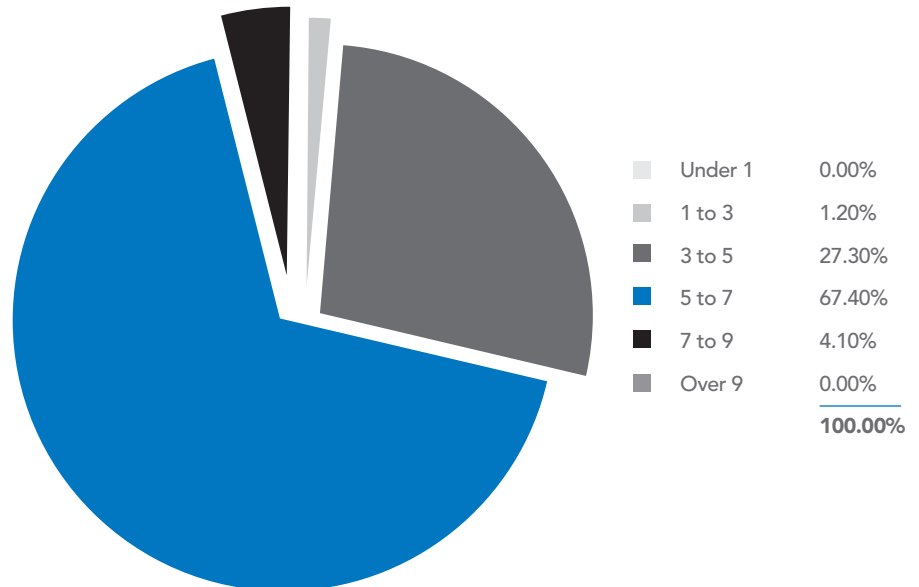
## INDUSTRY DISTRIBUTION

Banking	<b>17.60%</b>
Telecom	<b>10.60%</b>
Technology	<b>8.00%</b>
Automotive	<b>5.60%</b>
Airlines	<b>5.40%</b>
Energy - Midstream	<b>4.50%</b>
Media - Cable & Satellite	<b>4.10%</b>
Chemicals	<b>3.80%</b>
Aerospace Defense	<b>3.60%</b>
Media & Entertainment	<b>3.20%</b>
Other Industries (18)	<b>32.10%</b>
Cash	<b>1.50%</b>
	<b>100.00%</b>

## MATURITY DISTRIBUTION



## DURATION DISTRIBUTION



"Bloomberg®" and Bloomberg US Corporate Index, Bloomberg US Corporate High Yield Index, Bloomberg US Corporate 1-5 Year Index, and Bloomberg Intermediate US Corporate High Yield Index are service marks of Bloomberg Finance L.P. and its affiliates, including Bloomberg Index Services Limited ("BISL"), the administrator of the index (collectively, "Bloomberg") and have been licensed for use for certain purposes by Cincinnati Asset Management, Inc. Bloomberg is not affiliated with Cincinnati Asset Management, Inc., and Bloomberg does not approve, endorse, review, or recommend any product noted herein. Bloomberg does not guarantee the timeliness, accurateness, or completeness of any data or information relating to any product noted herein.